




Carriage House Door

COMPANY



WOOD COLLECTION



YOU HAVE A BEAUTIFUL HOME. Enhance its value with the perfect finishing touch: a custom garage door from Carriage House Door Company. With distinctive period styles, Carriage House Door Company combines old-world design with state-of-the-art technology to replicate beautiful, period-style doors that compliment both new construction and tasteful retrofit. The result? A beautiful custom door that provides a dramatic finishing touch for your home.








Carriage House garage doors are meticulously handcrafted to your specifications and made from the finest materials available. Exceptional workmanship, superior woods and professional hardware are standard features, ensuring long-lasting beauty, reliable performance, and low maintenance.

Each overhead garage door in our extensive Carriage House collection offers the timeless beauty, authenticity, and quality of a carriage door constructed a century ago, yet functions using the latest modern technology. Carriage House doors will bring an added dimension of beauty and value to your home.

Each door is hand-crafted by skilled artisans and engineered with the modern convenience of overhead sectionals and electronic openers. Carriage House even has doors wind load tested and certified for coastal areas and Florida.







WOOD DOORS

With Carriage House, every garage door is unique. Choose from templates of traditional designs and specific period styles, or create a design that's yours alone. Whether it's new construction or replacement doors, careful attention is given to preserve the architectural integrity of the home.

You can select from Vertical Grain Clear Western Red Cedar, STK Incense Cedar, Mahogany, Vertical Grain Douglas Fir, or Clear Heart Redwood. Then customize further with finishes and decorative hardware — everything down to the smallest detail — to fit seamlessly into the home's overall design and style. When it's a Carriage House door, the possibilities are unlimited . . . the results striking.







Mill Specifications, Wood Doors:

Frame: 1-3/8 inch kiln-dried fir

Facing: Your choice of the following:

- 1/2 or 5/8 inch medium density overlay plywood (for paint grade doors only).
- 3/8 or 5/8 inch Breckenridge plywood siding (for paint or stain grade doors).
- 1/2 inch marine mahogany plywood (for paint or stain grade).
- Vertical Grain Clear Western Red Cedar, STK Incense Cedar, Vertical Grain Douglas Fir, Clear Heart Redwood, Mahogany, or any other available materials as specified. Wire-brush option is available on all select doors to produce a weathered effect.

Trim/Overlay: Your choice of the following:

- Stain Grade: Vertical Grain Clear Western Red Cedar (standard), STK Incense Cedar, Vertical Grain Douglas Fir, Clear Heart Redwood, Mahogany, bonded to the facing with exterior adhesive and galvanized finish nails.
- The concealed side of the trim is back-cut to prevent twisting and warping.

Core: 1-3/8 inch EPS, Polystyrene insulation

Windows: 1/8 inch DSB (standard) stopped and sealed in place. Seedy, Graylight 2, Obscure and many other types of glass are available as well. Insulated glass also available.


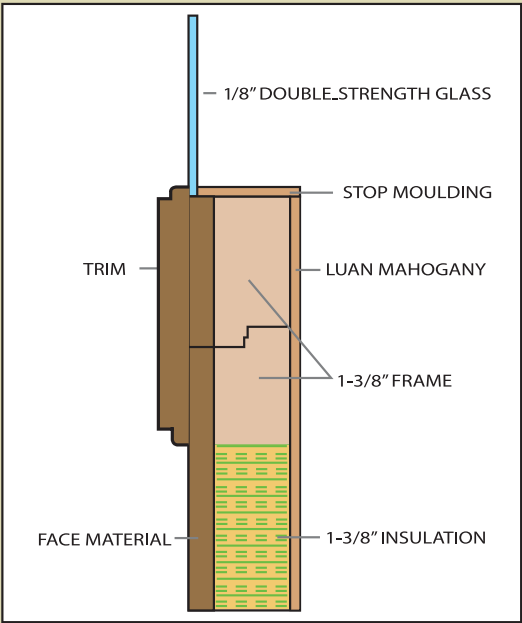
Arched Top: Available in a standard or custom radius. Please provide template with custom arch.

Designs: Choose from our designs or provide a detailed drawing of your own door.

Section Height: The maximum section height is 32 inches.


The following guidelines show the number of sections for door heights of up to fourteen feet:

- Up to 8'0" — 3 sections
- From 8'0" to 10' — 4 sections
- From 10' to 12' — 5 sections
- From 12' to 14' — 6 sections







1000



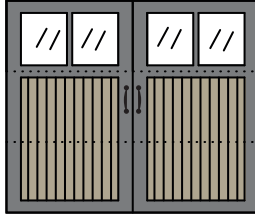
1040




2000



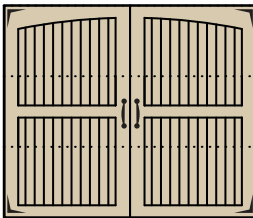
3000J




3020E



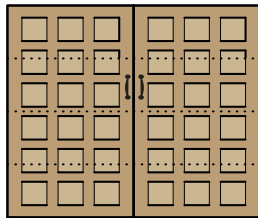
3000H



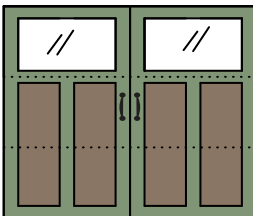
4030




4080




5050



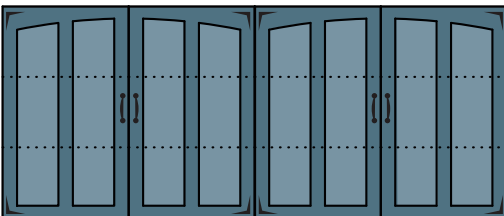
7000A




7020i



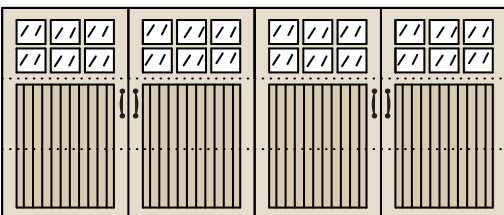
3060i




8000



2010



3020i



3070B



















MODERN FUNCTION WITH OLD WORLD CHARM

Many Carriage House doors fool the eye as they appear to swing, fold, or slide open like old-fashioned carriage doors, however they all roll up conveniently with automatic openers.





RECLAIMED WOOD

Carriage House Door Co. is pleased to add beautiful reclaimed boards to our extensive collection of woods. These rustic boards are salvaged from old barns and have aged gracefully through the years. We meticulously handcraft them from your specifications into rich, rustic garage doors that compliment the architecture of many styles of homes. Our vintage boards are available in three colors: sienna, umber, and cordovan,



Sienna



Umber



Cordovan



FSC® CERTIFIED DOORS

Carriage House Door has been awarded Forest Stewardship Council™ (FSC) Chain of Custody certification. By buying products with an FSC label you are supporting the growth of responsible forest management worldwide.

Being FSC certified demonstrates that we comply with the highest social and environmental standards on the market. As public concern about the state of the world's forests and timber resources increases, FSC provides a solution to complex environmental and social issues. The FSC label is an effective way to get public and consumer recognition of responsible environmental practices

If you would like to learn more about the FSC, visit their website *at www.fsc.org*.



The mark of
responsible forestry

FSC Certification code SW-COC-003551.

WIND LOAD DOORS

Carriage House Door Company underwent an extensive six-month testing process in 2006 to attain wind load certification and again in 2018 to meet Florida building codes “High Velocity Hurricane Zone” specifications. Carriage House Door Company is now certified, with a variety of overhead garage doors with or without impact glass tested and approved for highwind coastal areas.

Check the specifications below to find a door certified to meet your region’s wind load requirements.

SECTIONAL DOORS

Wind Load and Impact Tested

Door can be up to a 10’ x 8’ in size with windows

- Impact glass in the top or middle section
- FBC TAS 201, 202, 203, HVHZ
- Positive dp: 48 lbs/sf
- Negative dp: 55 lbs/sf

Door can be up to 18’ x 8’ in size with windows

- Impact glass in top section only
- FBC TAS 201, 202, 203, HVHZ
- Positive dp: 36.1 lbs/sf
- Negative dp: 40.2 lbs/sf

Door can be up to 16’ x 8’ in size without (No) windows

- Positive dp: 40 lbs/sf
- Negative dp: 40 lbs/sf

Wind Load Tested (Non-impact)

Door can be up to 10’ x 8’ in size with windows

- Positive dp: 30 lbs/sf
- Negative dp: 37 lbs/sf

Door can be up to 18’ x 8’ in size with windows

- Positive dp: 21 lbs/sf
- Negative dp: 21 lbs/sf

SWING DOORS

Wind Load and Impact Tested

Door can be up to 10’ x 8’ in size with windows

- Positive dp: 40 lbs/sf
- Negative dp: 45 lbs/sf





CARRIAGE HOUSE DOORS ARE FIRE RATED

We now offer fire-rated custom wood doors that meet the guidelines required by the State of California Fire Marshall's Office.

Carriage House doors were tested in accordance with SFM Standards 12-7A-1 for exterior wall siding and sheathing. Our doors were found to have successfully met the conditions of specified acceptance.

We are proud to offer superior products that offer a level of protection seldom found in competing doors.



DECORATIVE HARDWARE
FOR EVERY STYLE DOOR

Whether you choose a European, American country home, or classic cottage style for your wooden or steel carriage doors, Carriage House Door has the exact hardware to match your design.

We manufacture several decorative styles ourselves and are also happy to order any third-party decorative hardware you might prefer.





Brown Rust



Nutmeg



Old Steel



Black Rust



Versailles
4" x 11" Handle
Brown Rust



Versailles
4" x 10" Hinge
Nutmeg



Princeton
3.5" x 11" Handle
Old Steel



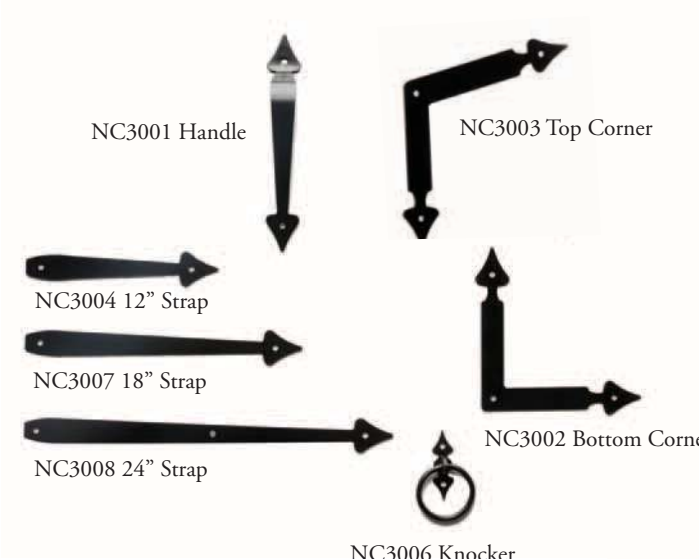
Princeton
4.5" x 7" Butt Hinge
Brown Rust



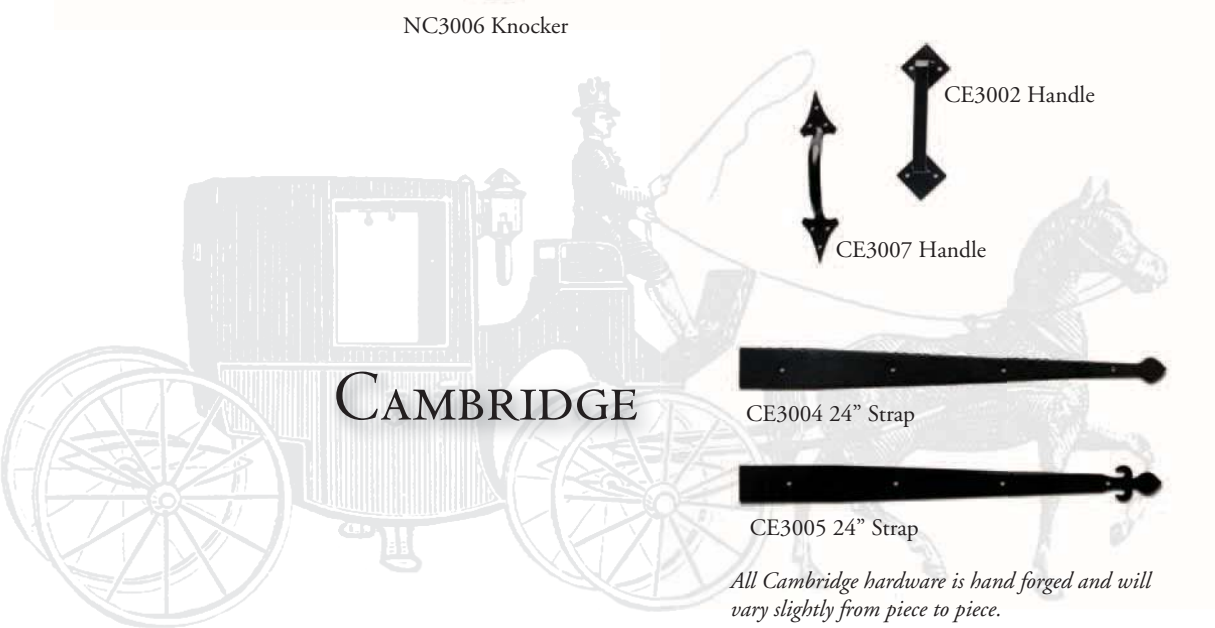
Princeton 15.5" Strap
Black Rust



Versaille 12" Strap
also available in 18" and 24"
Black

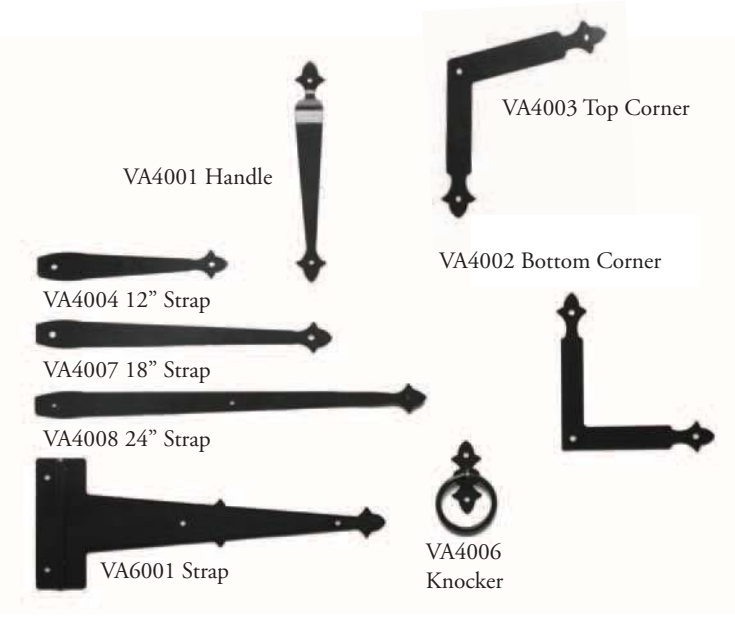


CAROLINA



CAMBRIDGE

All Cambridge hardware is hand forged and will vary slightly from piece to piece.



VIRGINIA

TUSCAN



TC1002 Speakeasy

TC1003 Scroll Handle



TC1001 Bar Handle



TC1004 Knocker

All Tuscan hardware is hand forged and will vary slightly from piece to piece.



PC8003 2" Washer



PC8001



PC8002

PARK CITY

SANTIAGO

BA3002
3/4" Diameter



BA3001
1-1/2" Diameter



BA3003 Handle



BA3007 Knocker



BA30042



BA3004

Not recommended for arched openings

All Barcelona hardware is hand forged and will vary slightly from piece to piece.



SA452 Knocker



SA451 Hinge



SA453 Strap Hinge



SA450 Strap Hinge



SA454 FDL Handle



SA455 Cross Handle

All Santiago hardware is hand forged and will vary slightly from piece to piece.

BARCELONA

Select Metals & Patinas

1

ROCKY MOUNTAIN®
H A R D W A R E



Silicon Bronze
Brushed (BBB)



White Bronze
Brushed (WBB)



Silicon Bronze
Dark (BD)



Silicon Bronze
Light (BL)



White Bronze
Light (WL)




White Bronze
Medium (WM)



Silicon Bronze
Medium (BM)



Silicon Bronze
Rust (BR)



White Bronze
Dark (WD)

Escutcheons are 2-1/2" x 11"

Choose Escutcheon

2

Curved



Shown in Silicon Bronze,
dark patina with ring pull.

Stepped



Shown in Silicon Bronze,
medium patina with longhorn pull.

Arched



Shown in Silicon Bronze,
rust patina with ring pull.

3

Pick Lever or Ring



Longhorn

Shown in Silicon Bronze, rust patina



Beaver Tail

Shown in Silicon Bronze, rust patina



Euro

Shown in Silicon Bronze, medium patina



Lariat

Shown in Silicon Bronze, dark patina



Ring

Shown in White Bronze, dark patina

Door Hinges

OHS254



Ornamental Hinge Strap 2-1/2" x 24"
Shown in Silicon Bronze, brushed patina

OHS423S



Ornamental Hinge Strap 4" x 23"
Shown in Silicon Bronze, brushed patina
Also available in 14" length

OHS324



Ornamental Hinge Strap 3-1/4" x 24"
Shown in White Bronze, dark patina

OHS218



Ornamental Hinge Strap 4" x 18"
Shown in Silicon Bronze, medium patina



Door detail: Western clear red cedar with OHS218 Strap
and DC4 Clavos, both in Silicon Bronze, dark patina

MS112



18" x 3-1/2"
Shown in Silicon Bronze, dark patina

Mail Slot


Door Clavos

DC1



Large Square Clavos 1-1/4"
Shown in White Bronze,
light patina

DC6



Large Square Clavos 1-1/4"
Shown in Silicon Bronze,
dark patina

DC3



Small Round Clavos 1-1/4"
Shown in Silicon Bronze,
dark patina

DC4



Large Round Clavos 1-3/4"
Shown in Silicon Bronze,
medium patina

SHUTTERS TO COMPLETE THE LOOK

Carriage House offers a complete line of shutters to complement your garage door and the style of your home. Like our doors, Carriage House shutters are constructed of premium hardwoods — stained, painted, or custom finished to match your door. When you want to pull your home’s distinctive look together, look no further than Carriage House.





THE BEST IN THE BUSINESS



The experienced staff at Carriage House has manufactured custom wood doors for over 30 years. Through our extensive network of dealers, homeowners, architects, and builders, we produce the industry's finest carriage doors, ensuring each design is the perfect fit for your home.

We are happy to answer any questions or provide additional information you may need. Please call or email the location most convenient to you.





East Coast and Midwest

1571 East Main St/Hwy 70
Old Fort, NC 28762

877- 668-1601

SalesNC@carriagedoor.com



West Coast

121 Main Ave.
Sacramento, CA 95838

866-890-1776

Sales@carriagedoor.com

www.carriagedoor.com





ENDURING QUALITY. TIMELESS DESIGN.

www.carriagedoor.com